

# CBL Optimal Opportunities Fund - USD



March 2025

## Investment Objective

The objective is capital appreciation of investments made in share certificates (units) of investment funds. Investments are made in money market funds, bond funds, balanced funds, equity funds, and ETFs without industry limitations.

Equity target allocation 35-40%.

The fund is more suitable for investors willing to invest for a period of at least 5 years with moderate fluctuations in the NAV and a balanced investment strategy.

## Investment Process

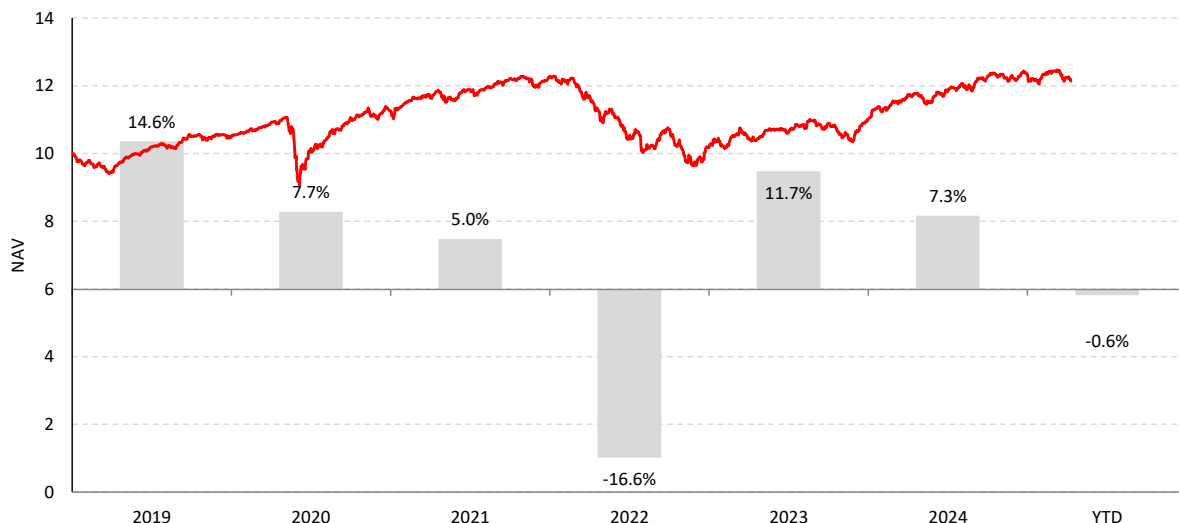
- The choice of asset classes (shares, bonds, etc.) depending on the situation in the world economy, financial markets
- Selection of eligible investment funds
- Daily market monitoring
- Country and industry diversification

## Fund Overview

Management Company	CBL Asset Management
Fund Managers	Zigurds Vaikulis Reinis Gerasimovs, CFA
Custodian bank	Citadele banka
Inception Date	01/10/2018
Fund Size	USD 0.9 mln
Management Fee	0.95% p.a.
Front Load Fee	0%*
Issue/redemption	Daily
Distribution Status	Accumulative
Legal Status	UCITS IV, Latvia
ISIN	LV0000400984
Bloomberg Code	CBLOOFU LR

\* CBL Asset Management does not charge any entry fees, but the person selling you the Fund may apply their own fees. In case of buying the Fund units outside of Citadele group, please check the pricelist beforehand.

## Performance History



## Total Return by Period

	YTD	1M	3M	6M	1Y	2Y	3Y	5Y	SI	2024	2023	2022
Fund	-0.6%	-2.3%	-0.6%	-1.9%	3.1%	7.1%	2.4%	4.6%	3.0%	7.3%	11.7%	-16.6%

## Top 10 Holdings

	Weight
MFS European Research Fund	8.6%
CBL US Leaders Equity Fund	8.5%
Vanguard US 500 Stock Index Fund	8.4%
Fundsmith Equity Fund	8.3%
NN (L) US Credit	8.3%
Amundi Pioneer US Bond	7.9%
PIMCO Total Return Bond Fund	7.5%
CBL Eastern European Bond Fund	7.3%
JPM US Aggregate Bond Fund	7.2%
Robeco High Yield Bonds	6.9%
<b>Total</b>	<b>78.9%</b>

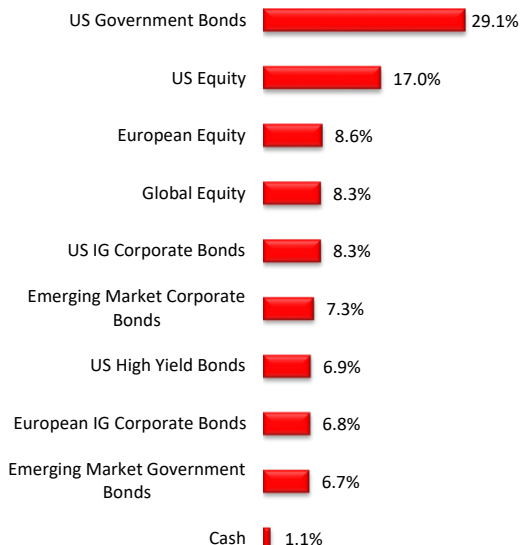
## Portfolio Statistics

Number of Holdings	13
Average Security Weight	7.6%

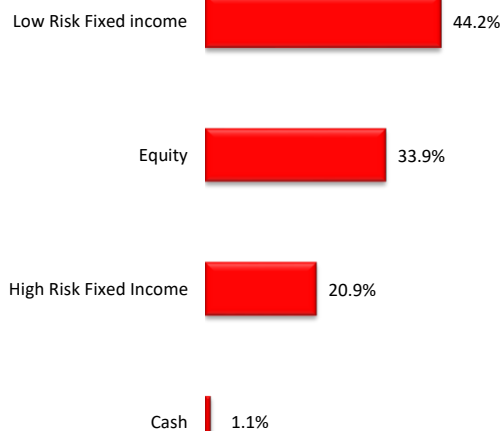
## Performance Statistics (3Y)

Volatility (St. Dev., %)	8.7%
Sharpe Ratio	0.0
Sortino Ratio	0.0
Value-at-Risk (30d / 99%)	6.5%

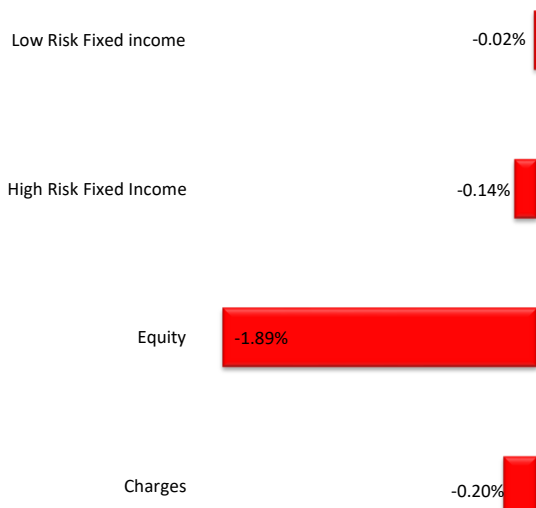
## Asset Classes and Region Breakdown



## Asset Classes Breakdown



## Contribution during the last month Breakdown



## Contact Information

CBL Asset Management  
Republikas Laukums 2a  
Riga LV-1010

Tel: (371) 67010810

asset@cbl.lv

<http://www.cblam.lv/en>

## Disclaimer

This document or any its part shall not to be regarded as an offer, confirmation nor undertaking to enter any type of legal commitment. This document is for information purposes only, and shall not be considered as marketing/advertising message, public offer, investment advice nor a recommendation to buy, hold, sell any of the mentioned financial instruments nor participate in any of the related activities. The information contained herein is not an investment analysis, investment research nor annual/semi-annual report required by laws and regulations; further, the document does not contain all of the risks related to the financial instruments. The information contained in this document in no case is produced to be adapted to neither individual investment needs, objectives, risk tolerance, knowledge and experience in financial markets nor to any other investor's investment decision considerations and constraints. The authors of the material personally as well as IPAS CBL Asset Management, its affiliates or representatives shall not be liable for the consequences of using the information and statements contained herein or any its part; that includes declining of any liability for any direct or indirect damages (including lost profit) and penalties as well, even in cases when the user of information has warned there could be any. The information and statements contained in this review are made in good faith based on information available to the authors and obtained from the sources believed to be reliable (Bloomberg, Reuters, other mass media, stock exchanges, central banks and statistic bureaus, information found on company websites, etc.) – however, IPAS CBL Asset Management can not and does not guarantee accuracy and completeness of such information, and the authors of the document do not assume commitment to inform users if the information contained herein proves to be inaccurate, misleading or not corresponding to other sources.

Signatory of:

